






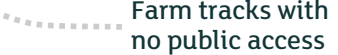









Mini explorer route
Toddler friendly and perfect for a 40 minute toddler!

Mini explorer route.
Excellent for adventurous buggy owners and everyone else alike. 1 hour with a snack stop.

Rookie explorer route.
Climb to the top of the hill for beautiful views on this 1 hour walk.

Expert explorer route.
This expedition will take 2 hours and more if you stop for a picnic.

-  Great place for a picnic
-  Perfect spot for building a den
-  How many sounds can you hear?
-  Find plantcache treasure here
-  Draw a masterpiece
-  Boundary of Ranscombe Farm Reserve
-  Footpath
-  Farm tracks with no public access
-  Private residences - no access
-  Woodland
-  Grassland
-  Crop fields
-  View
-  Car Park
-  Bus stop

Family adventure map
Ranscombe Farm Reserve