



Plantlife

Wildflower ID Guide

A guide to identification



Wild flower ID guide

INTRODUCTION

This illustrated guide to 99 common flowers has been produced to help people identify plants from a wide range of different habitats.

The species are chosen to be easy to identify. The list includes such familiar plants as Traveller's-joy and Hawthorn from Hedgerows, Bluebell from woodland, Heather from moorland and Marsh-marigold from wetlands.

HOW TO USE THIS GUIDE

The flowers have been arranged by colour and strips on the edge of the page should help you to find groups of flowers of the same colour. At the end of the book is a section on ferns, trees and shrubs. Both the English and Latin names for each plant are given along with further information about when the plant flowers, its size, habitat and key features which help you distinguish it from other plants. You may find it helpful to take with you a small ruler, marked with millimetres.

Wildflower illustrations reproduced by permission of Philip's from The Philip's Guide to Wild Flowers of Britain and Northern Europe, Gibbons, B. and Brough, P. 2008, apart from *Buddleia davidii* (*Buddleia*) reproduced by permission of Midsummer Books Ltd from The Wild Flowers of the British Isles, Garrard, I. and Streeter, D., 1998, Midsummer Books Ltd.

Illustrations of ferns, trees and shrubs by Ellen Pisolkar.

All images copyright Plantlife except where stated otherwise.

Inside cover photograph by Andrew Evans

Inside layout design by Andrew Evans



Bluebell

Hyacinthoides non-scripta



Narrow tube-like dark blue scented flowers with up-rolled tips.

HABITAT

Woodlands, also hedgerows and grassland.

LEAVES AND STEMS

narrow leaves 1-2cm wide.


FLOWERING TIME

J F M A M J J A S O N D



Brooklime

Veronica beccabunga



Sprawling plant with spikes of blue flowers ascending in pairs from the leaf bases.

HABITAT

Wet meadows, marshes, ponds, streams, wet woods.

LEAVES AND STEMS

fleshy stems, rounded at base, 3-6cm long, shallow teeth and short stalked.

FLOWERING TIME

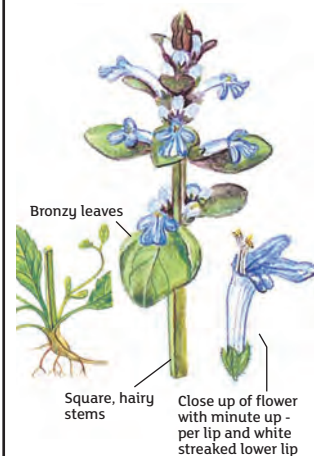
J F M A M J J A S O N D



© ukwildflowers.com

Bugle

Ajuga reptans



Creeping plant with upright dense leafy flower spikes 10-30cm tall of blue flowers.

HABITAT

Damp woods, hedge banks, meadows.

LEAVES AND STEMS

Opposite leaves sometimes bronzy, hairless and scarcely toothed. Stem square with hairs.

FLOWERING TIME

J F M A M J J A S O N D



Common Milkwort*Polygala vulgaris*Distinctive
flowersAlternate leaves
(look at lower leaves - if the leaves are
opposite it is Heath Milkwort)

Short (15-30 cm) with 10-40 blue
(can also be white or pink) flowers
6-8 mm long.

HABITAT
Grassland.

LEAVES AND STEMS
stem often branched with all
leaves alternate.

FLOWERING TIME

J F M A M J J A S O N D

domed compact
flowers

undivided leaves

Devil's-bit Scabious*Succisa pratensis*


Mauve to dark violet-blue flowers
on long stalks 1.5-2.5 cm across
with all florets the same size.

HABITAT
Grasslands, hedgerows, mountain
slopes.

LEAVES AND STEMS
Pointed oval, opposite, undivided
leaves.

FLOWERING TIME

J F M A M J J A S O N D

**Harebell***Campanula rotundiflora*

drooping flowers

roundish leaves
at baselinear leaves
up stem

Blue bells on slender stalks. Grows
15-30 cm in open areas.

HABITAT
Dry grassland, heath, hedge banks,
dunes.

LEAVES AND STEMS
Roundish leaves at base, linear
leaves up stem.


FLOWERING TIME

J F M A M J J A S O N D



Meadow Crane's-bill

Geranium pratense



Large blue flowers 2.5-3 cm across in pairs bent down after flowering but erect when fruiting.

HABITAT

Meadows, roadsides, grasslands, open woods and dunes.

LEAVES AND STEMS

Leaves cut nearly to base. Sticky hairy above.

FLOWERING TIME

J F M A M J J A S O N D



Tufted Vetch

Vicia cracca

Scrambling plant with 10-40 blue violet flowers in a one sided cluster.

HABITAT

Grassy places, bushes, hedgerows.

LEAVES AND STEMS

Leaves pinnate with 6-10 pairs of leaflets and branched tendrils at leaf tip.

FLOWERING TIME

J F M A M J J A S O N D



Reedmace

Typha latifolia

Clumps of linear leaves 1-3m with distinctive brown sausage-shaped seed heads.

HABITAT

Ponds, streams, shallow water.

LEAVES AND STEMS

Flattened grey-green leaves not keeled and all arising from a basal shoot.

FLOWERING TIME

J F M A M J J A S O N D





Alpine Lady's-mantle

Alchemilla alpina

Sprawling plant on acid rocks of NW England and Scotland.

HABITAT

Grassy slopes on mountains.

LEAVES AND STEMS

5- 7 narrow leaflets, silvery silky below.

FLOWERING TIME

J F M A M J J A S O N D



Bilberry, Blaeberry

Vaccinium myrtillus

Small deciduous shrub with antern-shaped green-pink flowers and edible blue-black berries.

HABITAT

Woods, heaths, moors.

LEAVES AND STEMS

Leaves alternate, finely toothed 1-3 cm long.

FLOWERING TIME

J F M A M J J A S O N D



© ukwildflowers.com



Branched Bur-reed

Sparganium erectum

Waterside plant with linear leaves broadside on to stem.

HABITAT

Waters edge, ponds, slow rivers, marshy ground, ditches.

LEAVES AND STEMS

Linear leaves keeled at the base.

FLOWERING TIME

J F M A M J J A S O N D



© Bastiaan Brak

Buck's horn Plantain

Plantago coronopus



lobed leaves

Numerous greenish flower spikes with arching stems longer than the leaves.

HABITAT

Near sea, on rocks, cliffs, dry grasslands, inland paths and roadsides.

LEAVES AND STEMS

Basal rosette of lobed leaves up to 20cm long.

FLOWERING TIME

J F M A M J J A S O N D



© ukwildflowers.com

Common Nettle

Urtica dioica

all leaves longer than their stalks



Patch-forming plant with stinging leaves and tassels of tiny flowers.

HABITAT

Wasteland, woods, fens, roadsides, hedge banks.

LEAVES AND STEMS

Square stems; leaves pointed and toothed in opposite pairs with sharp stinging hairs.

FLOWERING TIME

J F M A M J J A S O N D



© ukwildflowers.com

Greater Plantain

Plantago major

long flower spikes.



narrowing abruptly

Greenish flower spikes up to 10-14 cm long.

HABITAT

Waste ground, well-trodden ground, lawns.

LEAVES AND STEMS

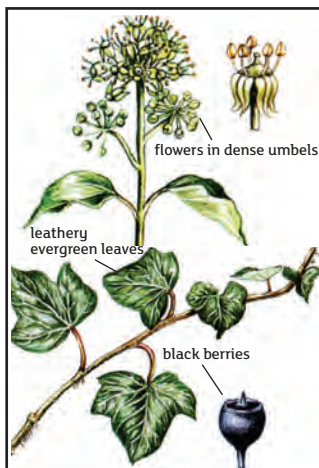
Basal rosette of broad leaves up to 2cm long narrowing abruptly into a stalk.

FLOWERING TIME

J F M A M J J A S O N D



© ukwildflowers.com



Ivy

Hedera helix

Evergreen woody climber, carpeting the ground or growing up walls, trees. Flowers in green umbels.

HABITAT

Woods, hedgerows, rocks, walls.

LEAVES AND STEMS

Leaves dark green glossy above, paler below, 3-5 lobes; on flowering shoots leaves are pointed oval.

FLOWERING TIME

J F M A M J J A S O N D



Lords-and-Ladies

Arum maculatum

Flower is designed to attract flies for pollination and club shaped spike releases a urine-like odour. Fruit is a spike of bright orange berries.

HABITAT

Hedgerows, woodland.

LEAVES AND STEMS

Shiny arrow shaped leaves often with dark spots.

FLOWERING TIME

J F M A M J J A S O N D



© ukwildflowers.com



Navelwort

Umbilicus rupestris

Greenish white bell shaped flowers arranged in a long spike with 'everted-umbrella' leaves.

HABITAT

Rocks, banks, walls, not on lime.

LEAVES AND STEMS

Circular, fleshy, bright green leaves on long fleshy stalks attached to the middle of the leaf.

FLOWERING TIME

J F M A M J J A S O N D



short fl

narrow



Ribwort Plantain

Plantago lanceolata

Greenish flower spikes of 2 cm long on long stalks up to 45cm.

HABITAT

Grassy places, roadsides, hedge banks, lawns.

LEAVES AND STEMS

Basal rosette of long, narrow, hairy dark green leaves to 25cm long.


FLOWERING TIME

J F M A M J J A S O N D



© Arthur John Picton

leaves arrow-shaped with basal points facing sideways or forwards



stem leaves stalked

Sheep's Sorrel

Rumex acetosella

Small greenish-red flowers in loose panicles on plant to 30cm tall.

HABITAT

Dry grassland, heaths, shingle beaches.

LEAVES AND STEMS

Leaves arrow-shaped at base to 4 cm long with side-lobes spreading or pointing forwards, all leaves stalked.

FLOWERING TIME

J F M A M J J A S O N D



© ukwildflowers.com

white silky hairs on purplish flower head, ligule is a fringe of hairs.



leaf with ridges

Tall Reed

Phragmites communis

A tall (to 3.5m) grass growing at the edges of waterbodies. Flower-head is loose and purplish. White silky hairs grow from around the flowerhead.

HABITAT

Mud, shallow water by lakes, rivers, fens, bogs, saltmarshes.

LEAVES AND STEMS







Leaves grey-green; ligule (area where the leaf joins the stem) is a fringe of short hairs.

FLOWERING TIME

J F M A M J J A S O N D




© Graham David Brown of Brighton

 <p>very large leaves</p> <p>flower spikes appear before leaves</p>	<h3>Butterbur</h3> <p><i>Petasites hybridus</i></p> <p>Flower spikes of tiny pale pink flowers arranged down stems 10-40cm tall which appear before the leaves.</p> <p>HABITAT Wet meadows, streamsides, copses.</p> <p>LEAVES AND STEMS Very large leaves up to 1m wide and downy grey beneath.</p>	<p>FLOWERING TIME</p> <p>J F M A M J J A S O N D</p> 
 <p>bell shaped flowers</p> <p>leathery leaves</p>	<h3>Cowberry</h3> <p><i>Vaccinium vitis-idaea</i></p> <p>A dwarf evergreen shrub with white or pink bell-shaped flowers in short, dense clusters.</p> <p>HABITAT Moors, heaths, coniferous woodlands.</p> <p>LEAVES AND STEMS Leaves leathery, untoothed, dark green above, paler dotted below with down-turned margins.</p>	<p>FLOWERING TIME</p> <p>J F M A M J J A S O N D</p> 
 <p>pink flowers clustered at tip</p> <p>greyish leaves in fours</p>	<h3>Cross-leaved Heath</h3> <p><i>Erica tetralix</i></p> <p>Similar to Bell Heather but pink flowers larger (0.7cm) and in a tight one-sided cluster.</p> <p>HABITAT Wet heaths, moors, bogs, acid soils.</p> <p>LEAVES AND STEMS Leaves grey in distinct whorls of four up the stem.</p>	<p>FLOWERING TIME</p> <p>J F M A M J J A S O N D</p>  <p>© ukwildflowers.com</p>

Hemp-agrimony

Eupatorium cannabinum



A large plant (1-2m) often found in clumps with big heads of tiny pink flowers.

HABITAT

Open or shady, damp or dry areas; waste ground and near water.

LEAVES AND STEMS

Leaves up to 10cm long are arranged in pairs on the reddish stem.

FLOWERING TIME


J F M A M J J A S O N D



© ukwildflowers.com

Herb-Robert

Geranium robertianum



Plant grows to 50cm with pink flowers 2 cm across.

HABITAT

Woods, hedgerows, shady places, scree, shingle, trails, garden weed especially by shady walls.

LEAVES AND STEMS

Leaves divided to base; sometimes reddish; hairy with a strong, unpleasant smell.

FLOWERING TIME

J F M A M J J A S O N D



© Andrew Gagg/Plantlife

Indian Balsam

Impatiens glandulifera



A large plant (1-3m) often found in clumps with large 'policeman's helmet' purple flowers 4cm long. This is an invasive non-native plant.

HABITAT

By streams, rivers, wet woodlands, damp places.

LEAVES AND STEMS

Reddish stem, leaves with small red teeth at edge, in whorls of 3 or opposite.

FLOWERING TIME

J F M A M J J A S O N D





Thrift

Armeria maritima

Cushion forming plant. The globular head of pink flowers is borne at the end of a stalk 5-30 cm long.

HABITAT

Coasts, on cliffs and saltmarshes, inland on mountain ledges.

LEAVES AND STEMS

Flattened linear dark green leaves.

FLOWERING TIME

J F M A M J J A S O N D



Bell Heather

Erica cinerea

Shrub to 50cm with reddish-purple bell flowers 0.5- 0.6cm long.

HABITAT

Dry acid heaths and moors, open woods.

LEAVES AND STEMS

Dark green and hairless leaves in threes.

FLOWERING TIME

J F M A M J J A S O N D



Buddleja

Buddleja davidii

1-5m shrub with spikes of fragrant lilac (sometimes purple or white) flowers. This non-native plant is now well established in bare areas.

HABITAT

Waste ground or bare places.

LEAVES AND STEMS

Greyish oval leaves; long arching stems.

FLOWERING TIME

J F M A M J J A S O N D



© GBNNSS

Marsh Thistle

Cirsium palustre

flowers
15-20 mm lo

reddish col-
plant

spiny wing



Tall thistle to 1.5m. Whole plant often reddish-tinged. Purple flower heads in crowded leafy clusters.

HABITAT

Damp grassy places.

LEAVES AND STEMS

All stems continuously spiny-winged, whole plant often reddish. Leaves very lobed and spiny, hairy above but shiny green.

FLOWERING TIME

J F M A M J J A S O N D



© Geoff Budden

Marsh Violet

Viola palustris

small 1-1.5 cm
flowers pale lilac
with darker veins

kidney shaped
leaves

two bracts halfway
up stem



Low growing plant with pale lilac flowers with darker veins.

HABITAT

Bogs, fens, marshes, wet heaths, wet woods.

LEAVES AND STEMS

Few kidney shaped leaves in rosettes from creeping runners.

FLOWERING TIME

J F M A M J J A S O N D



© ukwildflowers.com


Purple-loosestrife

Lythrum salicaria

6 petalled flowers

leaves in
opposite pairs

square stalks



Purple-red flowers 10-15mm in diameter in long leafy spikes up to 1.5 tall.

HABITAT

River edges, marshes, fens, wet woodland, damp places.

LEAVES AND STEMS

Stems have 4 or more raised lines; leaves 4-7cm long, unstalked, pointed and untoothed in opposite pairs.

FLOWERING TIME

J F M A M J J A S O N D




© ukwildflowers.com

Red Clover

Trifolium pratense

oval rather than
round flowerheads



Unstalked purple flowerheads to 3 cm on a sprawling plant to 50 cm.

HABITAT

Waste ground, grassy places, roadsides.

LEAVES AND STEMS

Downy oval leaves in threes usually with a white 'V' mark.

FLOWERING TIME


J F M A M J J A S O N D



Red Dead-nettle

Lamium purpureum

flower head
dense and leafy.



Whorls of purple-red flowers 1-1.8 cm long at the base of leaves.

HABITAT

Arable and waste ground, hedge-rows, roadsides, gardens.

LEAVES AND STEMS

Downy, aromatic heart-shaped leaves with stalks; those near the flowers may be purple-tinged.

FLOWERING TIME

J F M A M J J A S O N D



© ukwildflowers.com

Selfheal

Prunella vulgaris

compact,
squarish
flowerhead



Violet-blue flowers 1-1.5 cm in a compact head at the top of the stem up to 20cm tall.

HABITAT

Grassland, wood clearings, rough ground, lawns.

LEAVES AND STEMS

Hairy leaves, oval to diamond-shaped, often purple tinged, scarcely toothed. Plant often mat forming.

FLOWERING TIME

J F M A M J J A S O N D



© Andrew Gagg/Plantlife

Common Butterwort

Pinguicula vulgaris



Deep violet-blue flower held on a single stem 2-15cm tall.

HABITAT

Bogs, fens, wet heaths, moors, limestone flushes.

LEAVES AND STEMS

Basal rosette of flat yellowish green leaves 2-8 cm long.


FLOWERING TIME

J F M A M J J A S O N D



Crowberry

Empetrum nigrum



Mat-forming shrub with tiny purple stalkless starry flowers nestling among the leaves.

HABITAT

Moors, bogs, wet mountain slopes.

LEAVES AND STEMS

Crowded linear leaves with rolled margins up to 0.7 cm; the small berries start green, go pink, purple and finally black.

FLOWERING TIME

J F M A M J J A S O N D



Foxglove

Digitalis purpurea



Flower spikes to 1.8m with many large purple tubular flowers.

HABITAT

Open spaces, woodland clearings, heaths, mountainsides.

LEAVES AND STEMS

Large (30cm) leaves downy below.

FLOWERING TIME

J F M A M J J A S O N D



large flowers (2.5 cm)



Great Willowherb

Epilobium hirsutum

Tall (to 2m) herb with purple-pink flowers to 2.5 cm in diameter.

HABITAT

Damp areas in grassland, woodland. Pond margins and ditches.

LEAVES AND STEMS

Opposite leaves, clasping the round, downy stem.

FLOWERING TIME

J F M A M J J A S O N D



scale-like leaves in 4 tight rows



flower 4mm long

Heather

Calluna vulgaris

Bushy evergreen shrub to 60 cm. Pinky-purple flowers in dense spikes.

HABITAT

Heaths, moors, rocky places, bogs, open woodland.

LEAVES AND STEMS

Tiny leaves pressed against stem.

FLOWERING TIME

J F M A M J J A S O N D



upper lip four toothed

hairy sepals

very dissected leaves

usually a single stem



Marsh Lousewort

Pedicularis palustris

Reddish flowers in a loose leafy spike on a single erect stem up to 50cm.

HABITAT

Fens, moors, damp heaths, bogs, meadows.

LEAVES AND STEMS

Deeply dissected with toothed lobes.


FLOWERING TIME

J F M A M J J A S O N D



©Peter Billinghamurst

dull purplish-yellow flowers



Stinking Iris

Iris foetidissima

Dull yellow-purple iris flowers with distinctive orange-seeded capsules. Plant smells strongly of meat when crushed.

HABITAT

Woods, hedge banks and scrub.

LEAVES AND STEMS

Leaves 70cm long up to 2cm wide, dark green evergreen flopping.


FLOWERING TIME

J F M A M J J A S O N D



© Andrew Gagg/Plantlife

long bracts below flower head



Teasel

Dipsacus fullonum

Biennial herb growing to 2m. Flower is an egg-shaped head.

HABITAT

Open woods, stream banks, roadsides, rough ground, grassland, marginal habitats, railway banks.

LEAVES AND STEMS

Opposite leaves have prickles and join around the stem, catching water.

FLOWERING TIME

J F M A M J J A S O N D



© ukwildflowers.com

large bright red flowers sometimes with a dark centre (7-10cm)

seed head almost round and hairless



Common Poppy

Papaver rhoeas

The striking, bright red flowers stand out from a distance.

HABITAT

Arable and waste ground, field edges, roadsides.

LEAVES AND STEMS

Hairy, pinnate leaves.

FLOWERING TIME

J F M A M J J A S O N D



© Frank Prowse

Hedge Woundwort

Stachys sylvatica



Flower spike 30-80 cm with red flowers in whorls.

HABITAT
Woods, hedge banks.

LEAVES AND STEMS
Leaves oval to heartshaped, bristly with a peculiar smell 4-9 cm long with stalks 1.5-7 cm.

FLOWERING TIME

J F M A M J J A S O N D



© Andrew Gagg/Plantlife

pale red flowers without dark centres 3-7cm across



seed head
elongated and hairless

Long-headed Poppy

Papaver dubium

Pale-red flowered poppy with elongated seed heads.

HABITAT
Arable and waste ground, field edges, roadsides.

LEAVES AND STEMS
Hairy, pinnate leaves .

FLOWERING TIME

J F M A M J J A S O N D



© JP Martin/Plantlife



Marsh Cinquefoil

Potentilla palustris

Star-shaped purple flowers up to 2.5 cm on a plant up to 45 cm tall.

HABITAT
Fens, marshes, bogs, wet pools.

LEAVES AND STEMS
Leaves with 5-7 toothed leaflets becoming trefoil up the stem. Underside of leaves bluish-green.

FLOWERING TIME

J F M A M J J A S O N D



© Andrew Gagg/Plantlife



Red Campion

Silene dioica

Deep pink flowers 2cm across on a softly hairy plant to 1m tall.

HABITAT

Lowland, shady sites, woods, hedge banks, scree, cliffs.

LEAVES AND STEMS

Opposite, oval, softly hairy leaves; hairy stems.

FLOWERING TIME

J F M A M J J A S O N D



© Andrew Gagg/Plantlife



Scarlet Pimpernel

Anagallis arvensis

5-20cm sprawling or prostrate plant with bright red (or sometimes blue or pink) flowers borne singly on long stalks from leaf axils.

HABITAT

Waste ground, open and arable land, sand dunes.

LEAVES AND STEMS

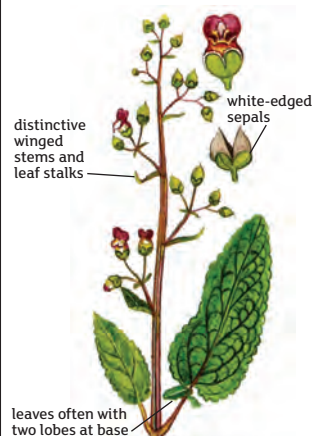
Oval leaves opposite or whorled; square stem.

FLOWERING TIME

J F M A M J J A S O N D



© Andrew Gagg/Plantlife



Water Figwort

Scrophularia auriculata

Plant 40-80cm tall, square stemmed with opposite stalked leaves and tiny two lipped red-brown flowers.

HABITAT

Moist woods, marshes, by freshwater.

LEAVES AND STEMS

Winged stems, blunt-tipped, round-toothed leaves.

FLOWERING TIME

J F M A M J J A S O N D



© ukwildflowers.com

Bogbean*Menyanthes trifoliata*

Spikes of fringed white flowers tinged with pink.

HABITAT

In shallow ponds or pools, marshes, fens, bogs.

LEAVES AND STEMS

Trefoil leaves held above the surface of the water.

FLOWERING TIME

J F M A M J J A S O N D

**Bramble***Rubus fruticosus*

A scrambling shrub 1-3 m with arching stems. An aggregation of microspecies so features are variable. Flowers white or pink 2-3 cm.

HABITAT

Woods, scrubs, waste ground, hedge banks.

LEAVES AND STEMS


Leaves with 3-5 oval leaflets hairy or prickly.

FLOWERING TIME

J F M A M J J A S O N D



© Andrew Gagg/Plantlife

Cleavers*Galium aparine*

Tiny white flowers on a sprawling plant reaching 1.8m and with sticky bristles which stick to clothing.

HABITAT

Cultivated and arable land, waste-ground, woodland, beaches, scrub, open ground, gardens.

LEAVES AND STEMS







Long four-angled stems with backward pointing prickles; leaves in whorls of 8; fruits of 2 half nutlets.


FLOWERING TIME

J F M A M J J A S O N D



© Claire Willatt

	<h3>Common Chickweed</h3> <p><i>Stellaria media</i></p> <p>FLOWERING TIME J F M A M J J A S O N D</p> <p>White flowers 0.5-1cm in diameter with petals cleft to base. Plant usually sprawling.</p> <p>HABITAT Cultivated, open waste ground, hedge banks, gardens.</p> <p>LEAVES AND STEMS Stem rounded with a fine line of hairs; lower leaves long-stalked, upper leaves almost unstalked.</p>	 <p>© Andrew Gagg/Plantlife</p>
	<h3>Common Water-plantain</h3> <p><i>Alisma plantago-aquatica</i></p> <p>FLOWERING TIME J F M A M J J A S O N D</p> <p>Flower spike up to 1m tall emerges from mud or water and has branches in whorls with tiny (1 cm) 3-petalled white flowers at the end.</p> <p>HABITAT In or beside canals, ponds, ditches, slow-moving rivers.</p> <p>LEAVES AND STEMS Leaves rounded or heart-shaped at base.</p>	 <p>© ukwildflowers.com</p>
	<h3>Cow Parsley</h3> <p><i>Anthriscus sylvestris</i></p> <p>FLOWERING TIME J F M A M J J A S O N D</p> <p>One of the earliest flowering of the carrot family. 60-100 cm tall with pure white flowers 0.3mm across.</p> <p>HABITAT Hedgerows, woodland edges, roadsides.</p> <p>LEAVES AND STEMS Stems hollow, without spots; fern-like leaves with pointed leaflets.</p>	 <p>© Rob Pettifer</p>

Daisy*Bellis perennis*

Rosette of leaves with erect flower stems to 15cm bearing flowers 1.5-3 cm diameter, yellow in the centre with slender white outer petals, often reddish below.

HABITAT

Short grassland, meadows.

LEAVES AND STEMS

Spoon-shaped leaves all in a basal rosette.

FLOWERING TIME

J F M A M J J A S O N D



© ukwildflowers.com

Gipsywort*Lycopus europaeus*

Whorls of small white flowers well spaced out along the stem at base of the leaves.

HABITAT

Stream banks, ditches, fens, pond margins.

LEAVES AND STEMS

Opposite leaves 5-10 cm deeply lobed with pointed tips and lobes. Leaves smell of gin and tonic when crushed.

FLOWERING TIME

J F M A M J J A S O N D



© ukwildflowers.com

Hemlock*Conium maculatum*

Plant up to 2m tall with white flowers in umbels 2-5 cm across.

HABITAT

Scrub, waste places, by streams.

LEAVES AND STEMS

Purple-spotted stems, fine cut fern-like leaves; strong smelling and poisonous.

FLOWERING TIME

J F M A M J J A S O N D



© Roger Butterworth

WHITE

Leaves broad triangles with straight edge at base



Japanese Knotweed

Fallopia japonica

Tall plant to 2m often forming dense thickets, flowers white in branched spikes. This is an invasive non-native plant.

HABITAT

Riversides, roadsides, railway embankments, ditches.

LEAVES AND STEMS

Zigzag stem reddish. Oval triangular pointed leaves.

FLOWERING TIME

J F M A M J J A S O N D



© GBNNSS



Meadowsweet

Filipendula ulmaria

Fluffy cream heads of honey-scented flowers. Grows to 120cm.

HABITAT

Wet, damp places of all kinds.

LEAVES AND STEMS

Leaves long-stalked, pinnate with 2-5 pairs of toothed leaflets with small leaflets in between.

FLOWERING TIME

J F M A M J J A S O N D



Large flowers (2.5-5cm) leaves toothed but not divided



Oxeye Daisy

Leucanthemum vulgare

Large daisy-like flowers with dark green leaves on a plant to 70cm tall.

HABITAT

Grassy places.

LEAVES AND STEMS

Basal rosette of long-stalked, spoon-shaped leaves; stem leaves alternate, deeply toothed and stalkless.

FLOWERING TIME

J F M A M J J A S O N D



© ukwildflowers.com

broad garlic-smelling leaves



Ramsons

Allium ursinum

Often carpeting damp areas with flowerstalks to 45 cm and a round head of up to 20 white flowers.

HABITAT
Woods.

LEAVES AND STEMS
Pointed leaves arising from the base up to 25 cm long and 7 cm at the broadest point.

FLOWERING TIME

J F M A M J J A S O N D



© Andrew Gagg/Plantlife

feathery seed heads in autumn and winter



pinnate leaves divided into leaflets

Traveller's-joy

Clematis vitalba

Small fragrant greenish-white flowers on a plant that scrambles over trees and shrubs and can reach 30m.

HABITAT
Hedgerows, scrub, woodland, especially on limestone areas.


LEAVES AND STEMS
Paired leaves divided into pointed leaflets.

FLOWERING TIME

J F M A M J J A S O N D



© Andrew Gagg/Plantlife



leaves like stinging nettle but do not sting.

white flowers with hairy upper lip.

White Dead-nettle

Lamium album

Hairy plant 20-60 cm with white flowers 2-3 cm long in spaced whorls at the base of leaves.

HABITAT
Hedge banks, roadsides, wasteland.

LEAVES AND STEMS
Stems four-edged; leaves opposite, toothed oval to heart-shaped with stalks, look like nettle leaves but don't sting.


FLOWERING TIME

J F M A M J J A S O N D



© Andrew Gagg/Plantlife

WHITE



Wild carrot

Daucus carota

Long stalked white flowered umbels 7 cm across often with central flower red.

HABITAT

Grassland, cliffs, roadsides, hedge banks.

LEAVES AND STEMS

Roughly hairy stem solid and ridged; very divided leaves with narrow segments.

FLOWERING TIME

J F M A M J J A S O N D



©Barbara Smith



Wood Anemone

Anemone nemorosa

Star-like white flowers with 5-8 petals, often pink underneath.

HABITAT

Woodlands, old hedge banks, upland meadows.

LEAVES AND STEMS

Long-stalked stem leaves divided into three.

FLOWERING TIME

J F M A M J J A S O N D



Wood Sorrel

Oxalis acetosella

Solitary white flowers and trifoliate leaves to 10cm tall.

HABITAT

Shady, dry oakwoods, beechwoods, rocks.

LEAVES AND STEMS

Delicate yellow-green trefoil leaves.

FLOWERING TIME

J F M A M J J A S O N D





Woodruff

Galium odoratum

Grows in carpets with loose heads of small funnel-shaped white flowers. Plants are 15-30 cm tall, upright and unbranched.

HABITAT
Woods.

LEAVES AND STEMS
Four-angled stems; leaves elliptical in whorls of 6-9; tiny forward-pointing prickles on the edges.

FLOWERING TIME

J F M A M J J A S O N D



© ukwildflowers.com



Yarrow

Achillea millefolium

Umbel-like heads of small white (rarely pink) flowers on tough stems.

HABITAT
Grassland, banks and waysides.


LEAVES AND STEMS
Very dissected feathery leaves which smell aromatic when crushed.

FLOWERING TIME

J F M A M J J A S O N D



© Reinald Kirchner



Agrimony

Agrimonia eupatoria

Spikes to 60cm of yellow flowers 5-8mm in diameter.

HABITAT
Hedge banks, road verges, rough, grassy places.

LEAVES AND STEMS
Softly hairy, often reddish stems; lower leaves pinnate with 3-6 pairs of larger toothed leaflets interspersed with smaller leaflets.

FLOWERING TIME

J F M A M J J A S O N D



YELLOW



Alexanders

Smyrnium olusatrum

Plant to 1.5m tall with umbels of yellow flowers, each one 0.1-0.5 cm wide.

HABITAT

Waste places, roadsides, hedge banks.

LEAVES AND STEMS

Shiny green celery scented leaves; stems broad and solid becoming hollow with age.

FLOWERING TIME

J F M A M J J A S O N D



Bog Asphodel

Narthecium ossifragum

Deep golden yellow or orange star-like flowers with 6 petals. Narrow flattened leaves and to 45 cm tall.

HABITAT

Bogs, wet heaths, moors and mountains.

LEAVES AND STEMS


Iris-like leaves.

FLOWERING TIME

J F M A M J J A S O N D



© ukwildflowers.com



Broom

Cytisus scoparius

Spineless shrub to 2m with yellow flowers 2 cm long in pairs or solitary.

HABITAT

Scrub and grassy places.


LEAVES AND STEMS

Short-stalked leaves with 1-3 leaflets; straight, hairless 5-angled stems.

FLOWERING TIME

J F M A M J J A S O N D



Bulbous Buttercup*Ranunculus bulbosus*

Shiny yellow flowers without runners.

HABITAT

Grassland with a preference for lime.

LEAVES AND STEMS

Leaves 3-lobed with the end lobe stalked.

FLOWERING TIME

J F M A M J J A S O N D



© ukwildflowers.com

Colt's-foot*Tussilago farfara*

Yellow flower on a scaly stem appearing in the early spring before the leaves.

HABITAT

Open or disturbed habitats including arable land, shingle, landslips.

LEAVES AND STEMS

Broad leaves, toothed, downy below.

FLOWERING TIME

J F M A M J J A S O N D



© ukwildflowers.com

Common Bird's-foot-trefoil*Lotus corniculatus*

A mat forming plant with deep yellow pea flowers often red-tinged in clusters of 2-7.

HABITAT

Well-drained grassland, roadsides.

LEAVES AND STEMS


Leaves with 5 narrowly oval leaflets, the lower two bent back by the stem so that leaves appear trefoil; no tendrils.

FLOWERING TIME

J F M A M J J A S O N D



YELLOW



Common Cow-wheat

Melampyrum pratense

Pale yellow flowers 1-1.7cm long in pairs turned to one side in the axils of leaves.

HABITAT
Woods, scrub, heaths.

LEAVES AND STEMS
Narrow untoothed leaves to 8 cm, unstalked or with short stalks.

FLOWERING TIME

J F M A M J J A S O N D



© Bob Osborn

deep yellow flowers (0.8-1.5cm across) with orange spots in the centre. flowers in clusters.



Cowslip

Primula veris


Deep yellow cup-shaped flowers clustered at the top of the stem to 30 cm tall.

HABITAT
Open woods, grassy places, meadows.

LEAVES AND STEMS
Rosette of wrinkly leaves each up to 15 cm long, abruptly narrowed to the stalk.

FLOWERING TIME

J F M A M J J A S O N D



Creeping Buttercup

Ranunculus repens

Shiny yellow flowers and creeping runners which root at the nodes.

HABITAT
Damp grassland, disturbed and bare places.

LEAVES AND STEMS
3-lobed leaves with end lobe stalked.

FLOWERING TIME

J F M A M J J A S O N D



© ukwildflowers.com

Gorse*Ulex sp*

Spiny evergreen shrubs with yellow flowers.

HABITAT
Grassland, heaths.

LEAVES AND STEMS
All leaves are spines.

FLOWERING TIME

J F M A M J J A S O N D



7-12 petals



Heart-shaped leaves

Lesser Celandine*Ranunculus ficaria*

Starry yellow flowers 2-3 cm across with 7-12 petals - one of the earliest flowers.

HABITAT
Damp woods, meadows, stream-sides, hedge banks.

LEAVES AND STEMS
Rosettes of glossy dark green mottled long-stalked leaves.

FLOWERING TIME

J F M A M J J A S O N D



© Mike March

Marsh-marigold*Caltha palustris*

flowers 2-4cm



fruits open as a star shape

Yellow buttercup-like flowers 2-4cm across on a mound of kidney-shaped leaves.

HABITAT
Wet meadows, ditches, fens, wet woodland, by rivers.

LEAVES AND STEMS
Kidney-shaped shiny leaves.


FLOWERING TIME

J F M A M J J A S O N D



Meadow Buttercup

Ranunculus acris



Shiny yellow flowers without runners.

HABITAT

Meadows, damp grassy places.

LEAVES AND STEMS

Basal leaves long-stalked with 2-7 lobes, rather round in outline with end lobe unstalked.

FLOWERING TIME

J F M A M J J A S O N D



Opposite leaved Golden Saxifrage

Chrysosplenium oppositifolium



Tiny yellowish green flowers 3-5mm on a low growing patch-forming plant.

HABITAT

By streams, in boggy woods, on wet mountain ledges.

LEAVES AND STEMS

Square stem and paired leaves.

FLOWERING TIME


J F M A M J J A S O N D



© Andrew Gagg/Plantlife

Primrose

Primula vulgaris



Pale yellow flowers to 3cm borne singly on stalks.

HABITAT

Woods, hedge banks, grasslands, sea cliffs, mountains.

LEAVES AND STEMS

Rosette of wrinkled leaves tapering gradually, each up to 15 cm long.

FLOWERING TIME

J F M A M J J A S O N D



Silverweed*Potentilla anserina*

Yellow 5-petalled saucer-shaped flowers 1.5-2 cm across.

HABITAT

Wasteland, pastures, waysides, sand dunes, damp places.

LEAVES AND STEMS

Divided silvery silky leaves in rosettes and on long rooting runners.

FLOWERING TIME

J F M A M J J A S O N D



© ukwildflowers.com

Tormentil*Potentilla erecta*

Small yellow flowers (0.7-1.1cm across) on a creeping or ascending stem up to 10cm tall.

HABITAT

Grasslands, heaths, moors.

LEAVES AND STEMS

Leaves shiny deep green above, silky below, without stalks.

FLOWERING TIME

J F M A M J J A S O N D



© ukwildflowers.com

Yellow Iris*Iris pseudacorus*

Large yellow flowers amidst a profusion of erect grey-green leaves.

HABITAT

Wet meadows, fens, ditches, marshes, by lakes and rivers.

LEAVES AND STEMS

Leaves with a raised mid-rib (not triangular in cross-section) sword shaped, greyish-green 90cm long, to 30cm wide.


FLOWERING TIME

J F M A M J J A S O N D



Yellow Rattle

Rhinanthus minor



Small bright yellow flower and inflated pale green calyx.

HABITAT

Parasitic on grasses, so found in any open grassy places.

LEAVES AND STEMS

Leaves unstalked, opposite, narrow and toothed. Stem black-spotted.

FLOWERING TIME

J F M A M J J A S O N D



© Andrew Gagg/Plantlife

Bracken

Pteridium aquilinum



Fern with an underground creeping rhizome with leaves (around 0.6-2m long) arising at intervals. Bracken can sometimes be invasive.

HABITAT

Heaths, moors, woods, neglected pastures.

LEAVES AND STEMS

Deciduous highly divided leaves can be more than 2m long with stalks over 1m. Brown stems remain through winter.

FLOWERING TIME


J F M A M J J A S O N D



© ukwildflowers.com

Hart's-tongue Fern

Phyllitis scolopendrium



Fern with evergreen, undivided strap-shaped leaves.

HABITAT

Woods, hedge banks, shady rocks, walls, ditch sides, inside wells/drain.


LEAVES AND STEMS

Leaves 10-60 cm long pointed at tip and heart-shaped at base, glossy green above.

FLOWERING TIME

J F M A M J J A S O N D



Ash*Fraxinus excelsior*

Tree to 45m tall domed and open.

HABITAT

Found on base rich and damp soil. Native in SE England and SE Wales.

LEAVES AND STEMS

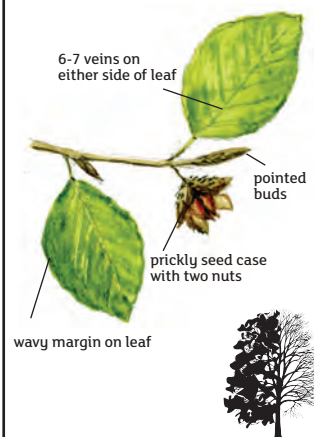
Leaves opposite, pinnate. Dark green above. Black buds. Smooth bark when young. Fruit with a single wing.

FLOWERING TIME

J F M A M J J A S O N D



© ukwildflowers.com

Beech*Fagus sylvatica*

Tree to 40 m, domed and much-branched. Native in SE England and SE Wales.

HABITAT

Well drained soil.

LEAVES AND STEMS

Smooth grey bark; slender long-pointed bud.

FLOWERING TIME

J F M A M J J A S O N D



© ukwildflowers.com

Scots Pine*Pinus sylvestris*

Evergreen tree to 30m with needle-like leaves and small cones.

HABITAT

Native to woodlands in Scotland but widely planted and self sown throughout the UK.

LEAVES AND STEMS

Leaves 3-8 cm long, often twisted, borne in pairs; bark often orange at least in the upper parts.


FLOWERING TIME

J F M A M J J A S O N D



© GBNNSS

SHRUBS



Hawthorn

Crataegus monogyna

Shrub or tree to 10 m with flat-topped flower clusters and red berries.

HABITAT

Hedge banks, woods and wood margins.

LEAVES AND STEMS

Deeply divided leaves; thorns on stem.

FLOWERING TIME

J F M A M J J A S O N D



Holly

Ilex aquifolium

Evergreen tree/shrub to 20m. Flowers borne in the axils of leaves have four white petals.

HABITAT

Shrub layer in woodland, scrub, all soil types.

LEAVES AND STEMS

Leaves shiny dark green, leathery and with spines, particularly on young plants.

FLOWERING TIME

J F M A M J J A S O N D



© ukwildflowers.com



Rowan

Sorbus aucuparia

Trees up to 15m, often planted, with umbels of white flowers (0.8-1 cm) followed by bunches of red berries.

HABITAT

Woods, moors, rocky places.

LEAVES AND STEMS

Leaves pinnate with each toothed leaflet to 6 x 2 cm long.

FLOWERING TIME

J F M A M J J A S O N D



Index

<i>Achillea millefolium</i>	27	Butterwort, Common.....	16
<i>Agrimonia eupatoria</i>	27	<i>Calluna vulgaris</i>	17
Agrimony.....	27	<i>Caltha palustris</i>	31
<i>Ajuga reptans</i>	4	<i>Campanula rotundiflora</i>	5
<i>Alchemilla alpina</i>	7	Campion, Red	20
Alexanders.....	28	Carrot Wild	26
<i>Alisma plantago-aquatica</i>	22	Celandine, Lesser	31
<i>Allium ursinum</i>	25	Chickweed, Common.....	22
Alpine Lady's-mantle.....	7	<i>Chrysosplenium oppositifolium</i>	32
<i>Anagallis arvensis</i>	20	Cinquefoil, Marsh	19
<i>Anemone nemorosa</i>	26	<i>Cirsium palustre</i>	14
Anemone, Wood	26	Cleavers	21
<i>Anthriscus sylvestris</i>	22	<i>Clematis vitalba</i>	25
<i>Armeria maritima</i>	13	Clover, Red.....	15
<i>Arum maculatum</i>	9	Colt's-foot.....	29
Ash	35	Common Bird's-foot-trefoil	29
Asphodel, Bog.....	28	Common butterwort	16
Balsam, Indian	12	Common Chickweed.....	22
Beech	35	Common cow-wheat.....	30
Bell Heather	13	Common Milkwort	5
<i>Bellis perennis</i>	23	Common Nettle	8
Bilberry	7	Common Poppy.....	18
Bird's-foot-trefoil, Common	29	Common water-plantain	22
Blaeberry.....	7	<i>Conium maculatum</i>	23
Bluebell.....	4	Cow Parsley.....	22
Bog Asphodel.....	28	Cowberry.....	11
Bogbean.....	21	Cowslip.....	30
Bracken	34	Cow-wheat, Common	30
Bramble	21	Crane's bill, Meadow.....	6
Branched Bur-reed.....	7	<i>Crataegus monogyna</i>	36
Brooklime	4	Creeping Buttercup	30
Broom.....	28	Cross-leaved Heath	11
Buck's horn Plantain	8	Crowberry	16
Buddleja	13	<i>Cytisus scoparius</i>	28
<i>Buddleja davidii</i>	13	Daisy	23
Bugle	4	Daisy, Oxeye	24
Bulbous Buttercup.....	29	<i>Daucus carota</i>	26
Bur-reed, Branched.....	7	Dead-nettle, Red	15
Butterbur	11	Dead-nettle, White	25
Buttercup, Meadow	32	Devil's-bit Scabious	5
Buttercup, Bulbous	29	<i>Digitalis purpurea</i>	16
Buttercup, Creeping	30	<i>Dipsacus fullonum</i>	18

<i>Empetrum nigrum</i>	16	Lady's mantle, Alpine	7
<i>Epilobium hirsutum</i>	17	<i>Lamium album</i>	25
<i>Erica cinerea</i>	13	<i>Lamium purpureum</i>	15
<i>Erica tetralix</i>	11	Lesser Celandine	31
<i>Eupatorium cannabinum</i>	12	<i>Leucanthemum vulgare</i>	24
<i>Fagus sylvatica</i>	35	Long-headed Poppy	19
<i>Fallopia japonica</i>	24	Lords-and-Ladies	9
Fern, Hart's-tongue	34	<i>Lotus corniculatus</i>	29
Figwort, Water	20	Lousewort, Marsh	17
<i>Filipendula ulmaria</i>	24	<i>Lycopus europaeus</i>	23
Foxglove	16	<i>Lythrum salicaria</i>	14
<i>Fraxinus excelsior</i>	35	Marsh Cinquefoil	19
<i>Galium aparine</i>	21	Marsh Lousewort	17
<i>Galium odoratum</i>	27	Marsh Thistle	14
<i>Geranium pratense</i>	6	Marsh Violet	14
<i>Geranium robertianum</i>	12	Marsh-marigold	31
Gipsywort	23	Meadow Buttercup	32
Gorse	31	Meadow Crane's-bill	6
Great Willowherb	17	Meadowsweet	24
Greater Plantain	8	<i>Melampyrum pratense</i>	30
Harebell	5	<i>Menyanthes trifoliata</i>	21
Hart's-tongue fern	34	Milkwort, Common	5
Hawthorn	36	<i>Narthecium ossifragum</i>	28
Heath, Cross-leaved	11	Navelwort	9
Heather	17	Nettle, Common	8
Heather, Bell	13	Opposite leaved golden saxifrage	32
<i>Hedera helix</i>	9	<i>Oxalis acetosella</i>	26
Hedge Woundwort	19	Oxeye Daisy	24
Hemlock	23	<i>Papaver dubium</i>	19
Hemp-agrimony	12	<i>Papaver rhoeas</i>	18
Herb-Robert	12	Parsley, Cow	22
Holly	36	<i>Pedicularis palustris</i>	17
<i>Hyacinthoides non-scripta</i>	4	<i>Petasites hybridus</i>	11
<i>Ilex aquifolium</i>	36	<i>Phragmites communis</i>	10
<i>Impatiens glandulifera</i>	12	<i>Phyllitis scolopendrium</i>	34
Indian Balsam	12	Pimpernel, Scarlet	20
<i>Iris foetidissima</i>	18	<i>Pinguicula vulgaris</i>	16
<i>Iris pseudacorus</i>	33	<i>Pinus sylvestris</i>	35
Iris, Stinking	18	<i>Plantago coronopus</i>	8
Iris, Yellow	33	<i>Plantago lanceolata</i>	10
Ivy	9	<i>Plantago major</i>	8
Japanese Knotweed	24	Plantain Buck's horn	8
Knotweed, Japanese	24	Plantain, Greater	8

Plantain, Ribwort	10	<i>Stellaria media</i>	22
<i>Polygala vulgaris</i>	5	Stinking Iris	18
Poppy, Common	18	<i>Succisa pratensis</i>	5
Poppy, Long-headed	19	Tall Reed	10
<i>Potentilla anserina</i>	33	Teasel	18
<i>Potentilla erecta</i>	33	Thistle, Marsh	14
<i>Potentilla palustris</i>	19	Thrift	13
Primrose	32	Tormentil	33
<i>Primula veris</i>	30	Traveller's-joy	25
<i>Primula vulgaris</i>	32	<i>Trifolium pratense</i>	15
<i>Prunella vulgaris</i>	15	Tufted Vetch	6
<i>Pteridium aquilinum</i>	34	<i>Tussilago farfara</i>	29
Purple-loosestrife	14	<i>Typha latifolia</i>	6
Ramsons	25	<i>Ulex sp</i>	31
<i>Ranunculus acris</i>	32	<i>Umbilicus rupestris</i>	9
<i>Ranunculus bulbosus</i>	29	<i>Urtica dioica</i>	8
<i>Ranunculus ficaria</i>	31	<i>Vaccinium myrtillus</i>	7
<i>Ranunculus repens</i>	30	<i>Vaccinium vitis-idaea</i>	11
Rattle, Yellow	34	<i>Veronica beccabunga</i>	4
Red Champion	20	Vetch, Tufted	6
Red Clover	15	<i>Vicia cracca</i>	6
Red Dead-nettle	15	<i>Viola palustris</i>	14
Reed, Tall	10	Violet, Marsh	14
Reedmace	6	Water Figwort	20
<i>Rhinanthus minor</i>	34	Water-plantain, Common	22
Ribwort Plantain	10	White Dead-nettle	25
Rowan	36	Wild Carrot	26
<i>Rubus fruticosus</i>	21	Willowherb, Great	17
<i>Rumex acetosella</i>	10	Wood Anemone	26
Scabious, Devil's-bit	5	Wood Sorrel	26
Scarlet Pimpernel	20	Woodruff	27
Scots Pine	35	Woundwort, Hedge	19
<i>Scrophularia auriculata</i>	20	Yarrow	27
Selfheal	15	Yellow Iris	33
Sheep's Sorrel	10	Yellow Rattle	34
<i>Silene dioica</i>	20		
Silverweed	33		
<i>Smyrnium olusatrum</i>	28		
<i>Sorbus aucuparia</i>	36		
Sorrel, Sheep's	10		
Sorrel, Wood	26		
<i>Sparganium erectum</i>	7		
<i>Stachys sylvatica</i>	19		



Plantlife International – The Wild Plant Conservation Charity.

01722 342730

enquiries@plantlife.org.uk

plantlife.org.uk

Registered in England and Wales, Charity Number: 1059559.

Registered in Scotland, Charity Number: SC038951.

Registered Company Number: 3166339. Registered in England and Wales.

ISBN: 978-1-907141-27-0