

**A Jelly Lichen *Collema subflaccidum***



**Growth habit & size:** patches to c.10cm of thin papery lobes when dry, gelatinous when wet  
**Colour:** brown-black when dry, green-black when wet  
**Soredia/Isidia:** abundant globular or cylindrical isidia covering the thallus  
**Apothecia:** very rare  
**Underside:** difficult to see, but similar to the upper surface  
**Similar species:** can be confused with *C. flaccidum*, which has flattened isidia and lobules  
**Notes:** uncommon

**Bat Wings *Collema furfuraceum***



**Growth habit & size:** can form large colonies to c.10cm of thin membrane-like lobes closely pressed to the substrate. The lobes have ridges and wrinkles radiating outwards. Said to look like bat wings  
**Colour:** dark green-black, more translucent when wet  
**Soredia/Isidia:** usually abundant peg-like to branched isidia on the ridges of mature lobes  
**Apothecia:** very rare  
**Similar species:** easily confused with *C. subflaccidum* but *C. furfuraceum* is usually pressed more tightly to the substrate with radiating ridge lobes and does not swell when wet  
**Notes:** uncommon

**Mealy-rimmed Shingle Lichen *Pannaria conoplea***



**Growth habit & size:** to c.10cm, small squamules with frilly margins  
**Colour:** pale grey to blue-grey with paler margins, sometimes tinged brown and darker when wet  
**Soredia/Isidia:** coarse grey soredia  
**Fruit:** very rare  
**Underside:** has a blackish or greyish velvety hypothallus but this isn't usually visible  
**Similar species:** *P. rubiginosa*, but this is usually abundantly fertile, has no soredia, and is very rare in Wales  
**Notes:** uncommon

**Black-bordered Shingle Lichen *Parmeliella thriptophylla***



**Growth habit & size:** can form large patches and streaks of 30cm or more made up of tiny squamules sitting on a black hypothallus  
**Colour:** appears blackish from a distance but up close is brown or grey-brown when dry, darker when wet  
**Soredia/Isidia:** minute, thin and finger-like isidia, sometimes branched, which can form a dense crust in the centre of the thallus  
**Apothecia:** rare; small (to 1mm) and red-brown  
**Underside:** a black hypothallus extends beyond the margins of the squamules, forming a black border  
**Notes:** uncommon. Appears as a dark stain on tree bark

**Blue Jelly Skin *Leptogium cyanescens***



**Growth habit & size:** intricate rosettes of thin overlapping lobes to c.10cm  
**Colour:** pale blue-grey when dry, dark grey to blackish when wet  
**Soredia/Isidia:** cylindrical or flattened isidia or lobules are abundant on lobe margins or surface of thallus  
**Apothecia:** very rare  
**Underside:** smooth or slightly wrinkled  
**Similar species:** some other *Leptogium* species but the combination of flattened isidia or lobules and the blue-grey colour when dry are distinctive  
**Notes:** uncommon

**2. Does the lichen have tiny leafy lobes; is it squamulose?**



**Growth habit & size:** tiny (to 3mm) rounded squamules with a distinctive paler rim which look ear-like  
**Colour:** pale blue-grey to pale green-grey, greener when wet  
**Soredia/Isidia:** greenish soredia  
**Apothecia:** rare, tiny black pimples embedded in the thallus  
**Underside:** n/a  
**Notes:** common. Can grow as either scattered or clustered squamules, often grows over mosses and liverworts, or other lichens

**3. Does the lichen form a smooth, lumpy or granular crust on the substrate; is it crustose?**



**Growth habit & size:** a pale crust with numerous small, distinctive barnacle-like apothecia  
**Colour:** whitish to pale grey  
**Soredia/Isidia:** none  
**Apothecia:** abundant, raised rounded pimples growing in the thallus with a thick outer rim and a thin, papery inner rim that gives a barnacle-like appearance  
**Underside:** n/a  
**Notes:** uncommon but common on some sites. Found on a wide range of trees usually in old woodlands, also in the *Graphidion* community (Guide 3)

**Barnacle Lichen *Thelotrema lepadinum***



**Growth habit & size:** a scurfy granular crust with distinctive apothecia (*M. sphaeroides*) and/or soredia (*M. epixanthoides*) which can form large patches to 20cm or more but is usually smaller  
**Colour:** green to grey-green, greener when wet  
**Soredia/Isidia:** none (*M. sphaeroides*) or fine yellow soredia (*M. epixanthoides*)  
**Apothecia:** abundant (*M. sphaeroides*) or rare (*M. epixanthoides*), to 1mm, buff to pinkish-orange and globular  
**Notes:** uncommon. Frequently found on or near the base of mature trees, often in more shaded conditions

**We are Plantlife**  
 Plantlife is the global charity working to enhance, protect, restore and celebrate the wild plants and fungi that are essential to all life on earth.  
 With two in five plant species at risk of extinction, biodiversity loss is now the fastest it's ever been and Plantlife's work has never been more vital. **Help secure a world rich in wild plants and fungi by becoming a Plantlife member today.**

**Plantlife**  
 Brewery House  
 36 Milford Street, Salisbury  
 Wiltshire, SP1 2AP  
[enquiries@plantlife.org.uk](mailto:enquiries@plantlife.org.uk)  
[plantlife.org.uk](http://plantlife.org.uk)

**Download a digital copy of this guide and find out more about rainforest management:**  
 Scan the QR code or visit [joinplantlife.org/temperate-rainforest-w-lob](http://joinplantlife.org/temperate-rainforest-w-lob)

**Further Information**  
**Lichens: An Illustrated Guide to the British and Irish Species**  
 Frank Dobson. 7th Edition (2018). Richmond Publishing Co. Ltd. This is the best identification guide to most of the common lichens of a range of habitats.

**Lichens**  
 Oliver Gilbert (2000). Collins New Naturalist series. Harper Collins, London. This is a highly readable account of lichen ecology and habitats in Britain including a good chapter on woodland lichens.

[britishlichensociety.org.uk](http://britishlichensociety.org.uk)  
 The British Lichen Society (BLS) has information on lichens, publications, courses and web links.

**Glossary**  
**Apothecia:** sexual reproductive structures on the surface of the thallus that disperse the fungal spores, like the fruiting body of a mushroom. Often disc-shaped but they take many forms  
**Cephalodia:** dark brown or blackish shrubby growths of cyanobacteria that fix nitrogen from the atmosphere  
**Cyphellae:** small breaks or holes in the surface of the underside of a lobe, a characteristic of the *Sticta* family  
**Form:** the growth form of the lichen i.e. leafy (foliose), minutely leafy (squamulose), crusty (crustose)  
**Hypothallus:** a dark mat of fungal strands on which lobes and squamules of certain species sit e.g. *Pectenaria*, *Parmeliella*  
**Isidia:** vegetative reproductive structures that look like hard little pegs on the thallus, they can be simple or coral-like  
**Lobe:** the 'leaf' of a leafy (foliose) lichen  
**Lobule:** a tiny lobe growing on the upper surface or the lobe margin  
**Pruina:** an icing sugar like dusting over the surface of a thallus or apothecium  
**Rhizines:** root-like structures on the underside that are simply a means of attaching the lichen to the substrate  
**Soralia:** vegetative reproductive structures that contain powdery granules (soredia), they appear like abrasions or ulcers on the thallus, often oval or circular in shape  
**Squamule:** a tiny lobe  
**Substrate:** the surface on which the lichen is growing e.g. tree bark, rock  
**Thallus:** the body of the lichen  
**Tomentum:** a fuzzy texture on the underside of a thallus that attaches it to the substrate

Although English language names have been used in this guide few are universally accepted. Scientific names should always be used when recording lichens to avoid ambiguity.

**Patron HM King Charles III**  
 Plantlife International - The Wild Plant Conservation Charity is a charitable company limited by guarantee. Registered in England and Wales, Charity Number: 1059559. Registered in Scotland, Charity Number: SC038951. Registered Company Number: 3166339. Registered in England and Wales.  
 © Plantlife January 2025  
 This guide was originally written by Andy Acton and Anna Griffith. Images © Andy Acton/Anna Griffith/Ray Woods/Dave Lamacraft/Jason Hollinger and Tim Wilkins. Image of *Nephroma parile* © Rudolphus under Creative Commons CC0 1.0



# Lichens of Wales' Rainforest

## Guide 1 - Lichens on Ash, Hazel, Willow, Rowan, Old Oak and Less Acidic Rocks

Fruits and isidia on *Lobaria pulmonaria*

Lobules on *Leptogium cyanescens*

Soredia on *Pseudocyphellaria citrina*

Hypothallus on *Parmeliella thriptophylla*

Rhizines on *Peltigera* sp.

Tomentum with cyphellae on *Sticta* sp.



This field guide is for anyone interested in identifying some of the more conspicuous lichens associated with temperate rainforest in Wales, aiming to provide the tools needed to identify some of the more common species, as well as those that indicate good temperate rainforest habitat.

It looks at a group of lichens called the *Lobarion* that grow on trees with mildly acidic to neutral bark e.g. ash, hazel, willow, rowan and old oak, and on less acidic rocks, especially in more sheltered woodlands of lower slopes and valleys.

### What is temperate rainforest?

Temperate rainforest is globally rare. It occurs where the climate is mild and wet; suitable climatic conditions are found over less than 7% of the earth's surface.

Temperate rainforest is particularly characterised by a luxuriant growth of lichens, bryophytes<sup>1</sup> and ferns, many of which are highly specialised and only, or mostly, found in temperate rainforest.

In Britain, it is found in the west where the climate is mild and wet due to the influence of the Gulf Stream. It occurs throughout the landscape as woodland, wood pasture and scattered trees. Human interaction with the landscape over millennia has shaped what we have today, and what remains is internationally important in terms of the habitat itself and the species it supports.

Across Britain rainforest varies according to climate; lowland temperate rainforest occurs in West Scotland and in pockets of Cumbria and North Wales, reflecting wetter climatic conditions, whereas upland rainforest is more widespread. Where conditions are drier and sunnier oceanic woodland becomes more prevalent. Our use of the term 'rainforest' here encompasses true rainforest and oceanic woodland as they often occur alongside each other across the rainforest landscape.

### What is a lichen?

A lichen is a composite organism formed primarily by a fungus and an alga or cyanobacteria but involving other fungi and bacteria too.

The fungus forms the bulk of the lichen (the thallus), but as with all fungi it cannot produce food for itself. So, the fungus partners with the alga or cyanobacterium (the photobiont), sometimes both, which produce food through photosynthesis. Cyanobacteria also produce food through nitrogen capture.

The fungal species gives the lichen its name; each lichen species is a different fungal species, but they share a relatively small number of algal or cyanobacterial species. They can reproduce sexually, producing fungal spores dispersed by the fruiting body, and vegetatively with small packages of the alga and fungal material dispersed in small structures e.g. isidia, soredia.

### Why are lichens associated with Wales' rainforest so important?

British temperate rainforest hosts internationally important populations of rainforest lichens, some of which are endemic i.e. found nowhere else in the world.

The richest rainforest sites can support up to 300 or more species of lichen.

They are important indicators of habitat quality and can tell us about the ecological history of a site e.g. past clear-felling. They are bioindicators used in assessing air quality and fulfil important roles in the nutrient and water cycles.

### Lichen communities

Different lichen species don't just occur randomly throughout the landscape. Whilst some can cope with a wide range of conditions, many are highly specialised to particular niches. What species grow where is dependent on many factors but the chemistry of the substrate, light levels, moisture levels and landscape history are particularly important. Different species with similar requirements form ecologically distinct communities, the main ones in British temperate rainforest are:

**Lobarion:** found on trees with mildly acidic to neutral bark e.g. ash, hazel, rowan, willow and old oak (this Guide). Found in lowland rainforest and oceanic woodland.

**Parmelion:** found on trees with acidic bark e.g. alder, birch and oak (see Guide 2). Found especially in upland rainforest.

**Graphidion:** typically occurs as an intricate mosaic of crustose lichens on smooth bark, especially on hazel (see Guide 3). Found especially in lowland rainforest and oceanic woodland.

### How to use this guide

Arm yourself with a x10 hand lens and get out into the woods! To see the lichens in this guide it is necessary to explore suitable habitat; the richest temperate rainforest sites have a varied topography, including water courses and rock outcrops, and a diverse woodland structure with glades and a range of tree species including old trees and hazel. The species in this guide occur on bark and on mats of mosses and liverworts growing over bark and on mossy boulders and rocky outcrops.

The species are divided into growth form or character indicated by the headings at the top of the accounts:

1. Leafy lobes
2. Tiny leafy lobes (squamulose)
3. Crusty or granular


The species accounts detail:

- species that are indicators of good quality temperate rainforest habitat (marked with a ★), look out for these when undertaking a Rapid Rainforest Assessment
- how common each species is in temperate rainforest habitats
- the key ID characters; form & size, colour, reproductive structures, underside
- notes e.g. the main confusion species

Please submit your records to the British Lichen Society.


### 1. Does the lichen have well developed leafy lobes; is it foliose?

Tree Lungwort *Lobaria pulmonaria*



**Growth habit & size:** large (up to c.50cm) loosely attached lobes with a distinctive network of ridges giving a lung-like appearance. Young lobes can have a whitish pruina  
**Colour:** green when wet, brownish-green when dry  
**Soredia/isidia:** soredia and isidia along the margins and ridges  
**Apothecia:** occasional; a red-brown disc  
**Underside:** pale with a patchy tomentum and convex naked areas corresponding to depressions between the ridges on the upper surface  
**Similar species:** *Lobarina scrobiculata* (see below)  
**Notes:** uncommon

Parchment Lichen *Ricasolia amplissima*



**Growth habit & size:** large (up to c.30cm or more) and closely pressed to the substrate, smooth or wrinkled lobes with wavy margins; usually with cephalodia on the surface. Young lobes can have a whitish pruina  
**Colour:** very pale grey when dry to green-grey when wet  
**Soredia/isidia:** none  
**Apothecia:** scarce; a red-brown disc with a white margin  
**Underside:** pale with an even tomentum  
**Similar species:** *Ricasolia virens* when wet/green but that species never has cephalodia (see below), *Flavoparmelia caperata* is brighter yellow-green and has soredia  
**Notes:** rare

A Kidney Lichen *Nephroma laevigatum*



**Growth habit & size:** to c.10cm with thin papery lobes and distinctive fruits on the underside of upturned lobe tips. Often has tiny flattened tubules on lobe margins  
**Colour:** brown-grey to red-brown  
**Soredia/isidia:** none  
**Apothecia:** frequent; an orange-brown disc on the underside of upturned lobe tips  
**Underside:** smooth or wrinkled, looks like smooth tan leather  
**Similar species:** *Nephroma parile*, but that has soredia on the margins (see right)  
**Notes:** uncommon

A Kidney Lichen *Nephroma parile*



**Growth habit & size:** to c.10cm, lobes with raised wavy or frilly margins and soredia  
**Colour:** brown-grey to red-brown  
**Soredia/isidia:** pale-grey to blue-grey soredia on the wavy lobe margins  
**Apothecia:** very rare  
**Underside:** smooth or wrinkled, looks like smooth tan leather  
**Similar species:** *Sticta limbata* (see below) and *Peltigera collina*, but the underside differs on each species  
**Notes:** uncommon

Stinky Sticta group *Sticta fuliginosa* group




**Growth habit & size:** rounded lobes to c.15cm that aren't distinctly divided into lobes (like *Sticta sylvatica*) but can be notched, split or irregular in outline  
**Colour:** dark brown when wet, grey-brown when dry  
**Soredia/isidia:** tiny coral-like isidia on the surface of the lobes, often on ridges and margins  
**Apothecia:** rare, chestnut brown, often with pale hairs (cilia) on the margins  
**Underside:** pale or brown tomentum  
**Similar species:** *Sticta sylvatica* (see right), especially with larger, divided thalli of *S. fuliginosa*. *S. sylvatica* often looks shinier and with a bronzy tone, and with a darker underside  
**Notes:** uncommon. Smells strongly of fish when wet

Stinky Sticta *Sticta sylvatica*




**Growth habit & size:** rounded lobes to c.15cm that are distinctly divided into lobes or 'branches'  
**Colour:** dark brown when wet, grey-brown when dry, often with a reddish or bronze tinge  
**Soredia/isidia:** tiny coral-like isidia on the surface of the lobes, often on ridges and margins  
**Apothecia:** not known  
**Underside:** dark brown tomentum with cyphellae which can contrast strikingly with a dark background  
**Similar species:** *Sticta fuliginosa* (see left) especially when young or poorly developed, young specimens of *Sticta* can be almost impossible to tell apart  
**Notes:** uncommon. Smells strongly of fish when wet

Lob Scrob *Lobarina scrobiculata*



**Growth habit & size:** large (to c.20cm), loosely attached, irregular lobes with ridges  
**Colour:** blue or yellowish-grey when dry, blue-grey when wet  
**Soredia/isidia:** grey to blue-grey soredia and occasionally isidia spreading along the ridges and lobe margins  
**Apothecia:** rare; a red-brown disc with a thick green margin  
**Underside:** pale with a patchy tomentum and convex naked areas corresponding to depressions between the ridges on the upper surface  
**Similar species:** *Lobaria pulmonaria* (see above)  
**Notes:** rare

Green Satin Lichen or Dragonskin *Ricasolia virens*



**Growth habit & size:** large (to c.30cm or more) smooth or wrinkled wavy lobes closely pressed to the substrate with volcano-like pimples scattered over the surface  
**Colour:** bright green when wet, brownish-green when dry  
**Soredia/isidia:** none  
**Apothecia:** frequent; an orange disc with a thick green margin  
**Underside:** pale brown with a tomentum  
**Similar species:** *Ricasolia amplissima* (see above) and *Flavoparmelia caperata*  
**Notes:** uncommon

A Dog Lichen *Peltigera horizontalis*



**Growth habit & size:** large, to c.40cm, smooth lobes, often forming large patches  
**Colour:** brown to brown-grey when wet, greyish when dry  
**Soredia/isidia:** none  
**Apothecia:** usually frequent, chestnut brown, rounded and held parallel to the substrate  
**Underside:** white with a network of dark veins and tufted brown rhizines that look like the frayed tips of old rope  
**Similar species:** confusable with other *Peltigera* species  
**Notes:** uncommon. Often found on tree bases and most stumps and rocks

Floury Sticta *Sticta limbata*



**Growth habit & size:** rounded, sometime notched, lobes to c.15cm with sorediate ('floury') margins  
**Colour:** grey to grey-brown, but darker when wet  
**Soredia/isidia:** diffuse, 'floury', pale grey soredia along the margins and spreading on to the surface of the lobes  
**Apothecia:** very rare  
**Underside:** pale brown tomentum with white spots (cyphellae)  
**Similar species:** *Nephroma parile* (see above) and *Peltigera collina*, but the underside differs on each species  
**Notes:** uncommon

Knobbly Felt Lichen *Pectenaria atlantica*



**Growth habit & size:** to c.15cm, scallop or plate-like lobes closely attached to the substrate with longitudinal ridges and concentric 'growth-rings'  
**Colour:** pale blue-grey, sometimes tinged brown; darker when wet  
**Soredia/isidia:** numerous knobbly isidia on the surface and margins, especially on the raised ridges where the lobe margins meet  
**Apothecia:** rare; reddish  
**Underside:** thick blackish velvety hypothallus visible at the edges of upturned lobe margins  
**Similar species:** *P. plumbea*, but this is usually abundantly fertile, has no isidia  
**Notes:** rare

Tattered Jelly Skin *Scytinium lichenoides*



**Growth habit & size:** forms cushions up to c.10cm of very thin lobes with minutely frilly margins  
**Colour:** dark, often reddish, brown when wet, grey to grey-brown when dry  
**Soredia/Isidia:** abundant elongated cylindrical or coral-like isidia on the lobe margins giving the lobes a frilly edge  
**Apothecia:** occasional, a small red-brown disc (see photo)  
**Underside:** the underside is minutely ridged  
**Similar species:** *Scytinium* species but the cylindrical or coral-like frilly margins are distinctive  
**Notes:** common. Often grows amongst mosses on the bases of trees and on mossy rocks

<sup>1</sup> A collective term for mosses, liverworts and hornworts